

2 MIN GUIDE: IDENTITY THEFT KEY STATISTICS 2018

14.4 Million victims in 2018



23% of Fraud Victims had unreimbursed personal expense due to fraud!


3 TIMES 2016!




OVERALL NEW ACCOUNT FRAUD INCREASED from \$3 billion to \$3.4 billion



MOBILE ACCOUNT TAKEOVER INCREASED 78%



OVER 446 MILLION CONSUMER PII RECORDS BREACHED IN 2018



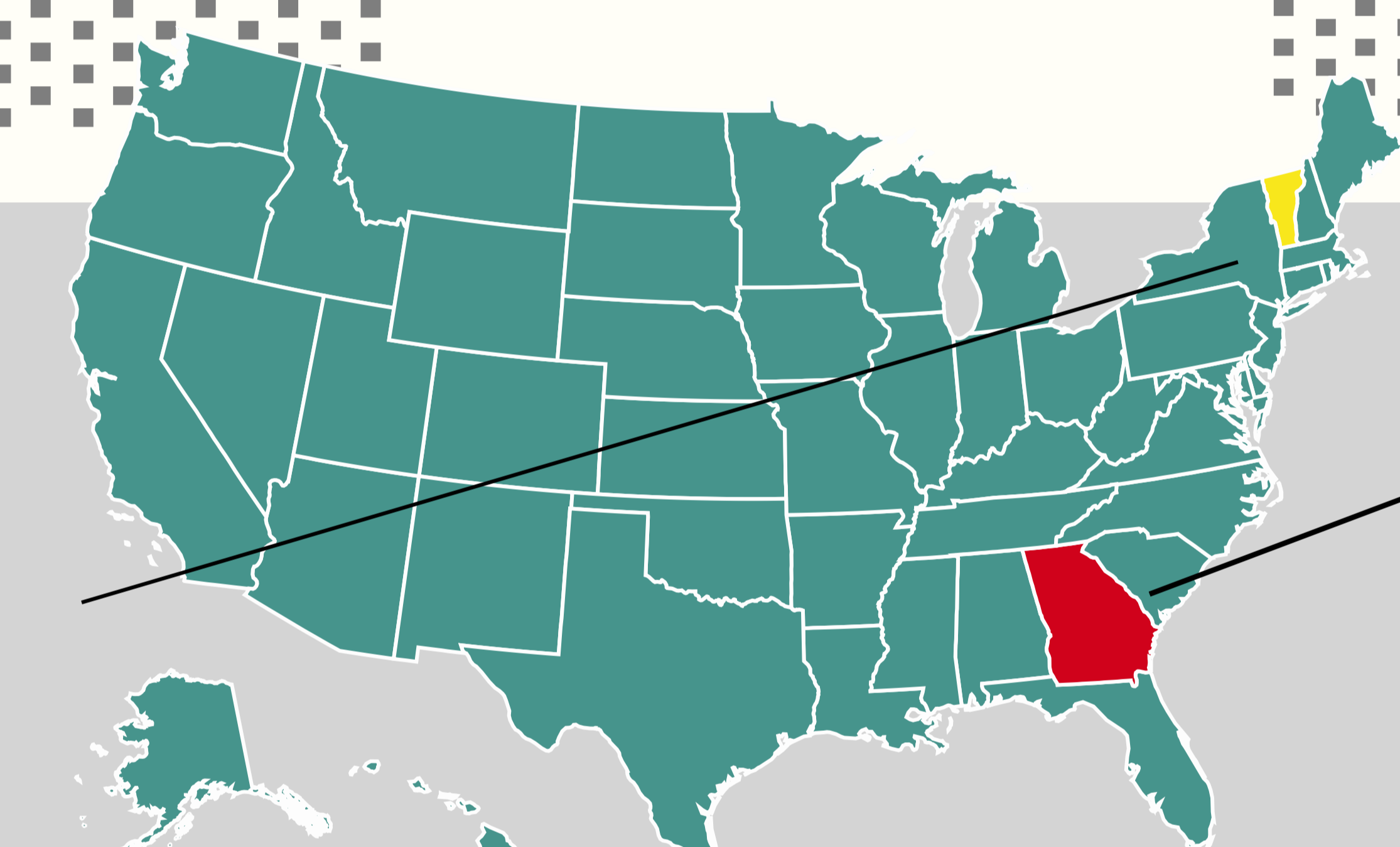
This represents a 126% increase over 2017



The 30-39 year old demographic was the largest complainant to the FTC concerning Identity Theft with 26% of all complaints



VERMONT HAD LOWEST LEVEL OF IDENTITY THEFT COMPLAINTS



GEORGIA HAD THE HIGHEST NUMBER OF IDENTITY THEFT COMPLAINTS



Account Takeover Fraud saw average out of pocket costs increase and nearly 22% of victims had to take time off from work to deal with it



Credit Card and Tax and Wage Fraud were the most common form of reported identity theft accounting for over 40% of all complaints



Medical identity theft records exposed increased to nearly 10 million. Up 87% from 2017

THE TAKE AWAY.....



Identity Theft continues to be an every day occurrence. The shift and trends in type of fraud are fastmoving as fraudsters become more sophisticated. We need to be vigilant and create good habits to keep ourselves safe. For more information and tips and help visit us at www.idresolution.net