

2 MIN GUIDE:

IDENTITY THEFT KEY STATISTICS 2017

IDENTITY FRAUD HITS RECORD HIGH! **16.8 Million** victims in 2017

CREDIT CARD 'NOT PRESENT' TRANSACTION FRAUD NOW **81% ABOVE** 'POINT OF SALE' FRAUD.....



81%


ACCOUNT TAKEOVER TRIPLED IN 2017 !!



+300%


IDENTITY FRAUD COST \$1 BILLION MORE AND ROSE TO.....

\$16.8 BILLION !



1579 Data Breaches in 2017

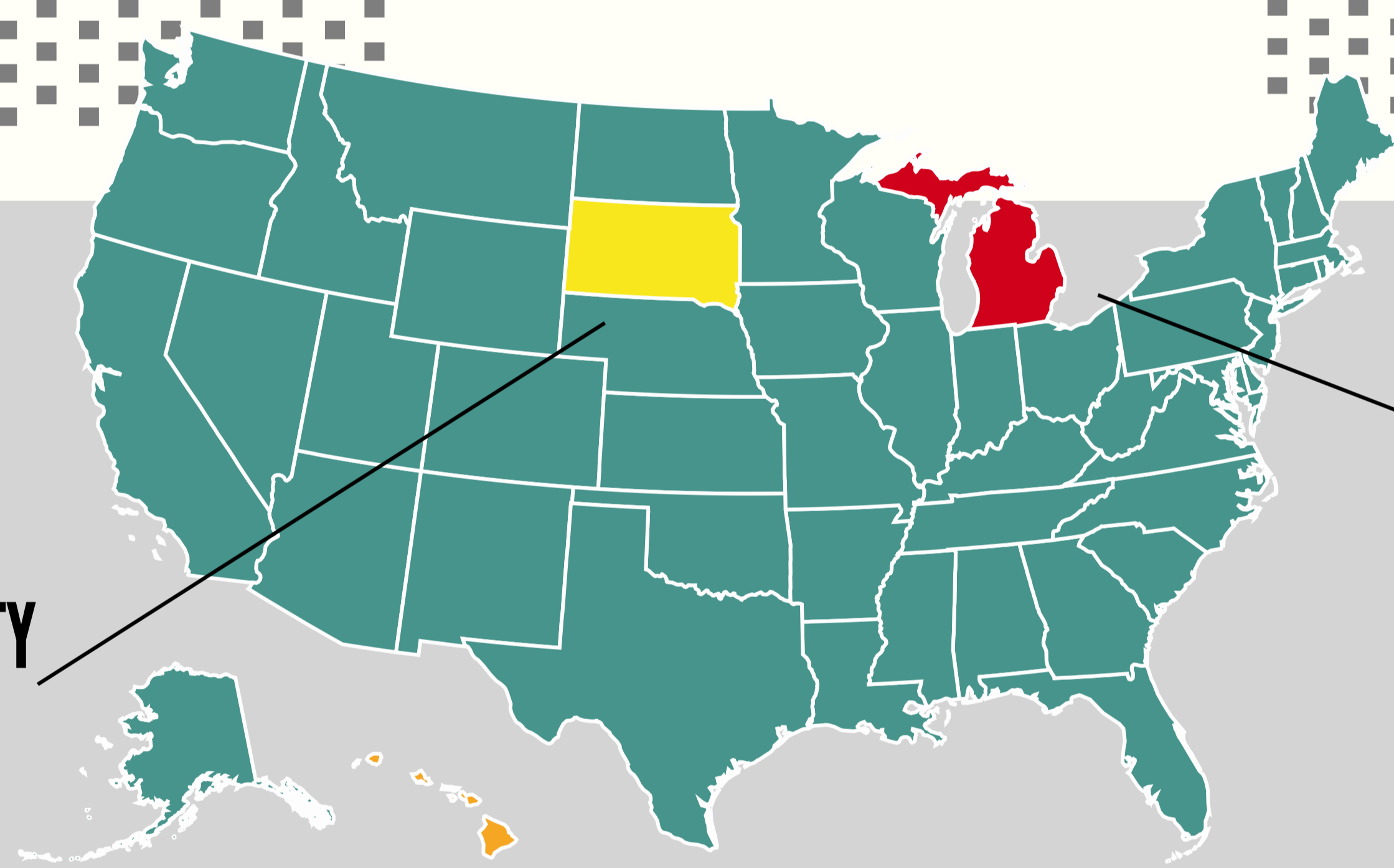
This represents a **45% increase** over 2016 !!!



The **30-39 year old** demographic was the largest complainant to the FTC concerning Identity Theft with **23%** of all complaints



SOUTH DAKOTA HAD LOWEST LEVEL OF IDENTITY THEFT COMPLAINTS



MICHIGAN AGAIN HAD HIGHEST LEVEL OF IDENTITY THEFT COMPLAINTS



Account Takeover Fraud saw average out of pocket costs of **\$290** and **15 hours** spent resolving the issue.



Credit Card and Tax and Wage Fraud were the most common form of reported identity theft accounting for **58%** of all complaints



Medical identity theft victims spent an average of **\$13,500** resolving the fraud. **47%** of the frauds were perpetrated by family members

THE TAKE AWAY.....



Identity Theft is continuing to grow. The shift and trends in type of fraud are fastmoving as fraudsters become more sophisticated.

We need to be vigilant and create good habits to keep ourselves safe.

For more information and tips and help visit us at www.idresolution.net