


2 MIN GUIDE:

IDENTITY THEFT KEY STATISTICS 2019

Identity Theft was Number 1 complaint to the FTC with over 650,000 cases




\$16.9 billion in identity fraud losses




'New Account' Credit Card Fraud jumped 88% in 2019



Healthcare Data Breaches increased 196% year over year!



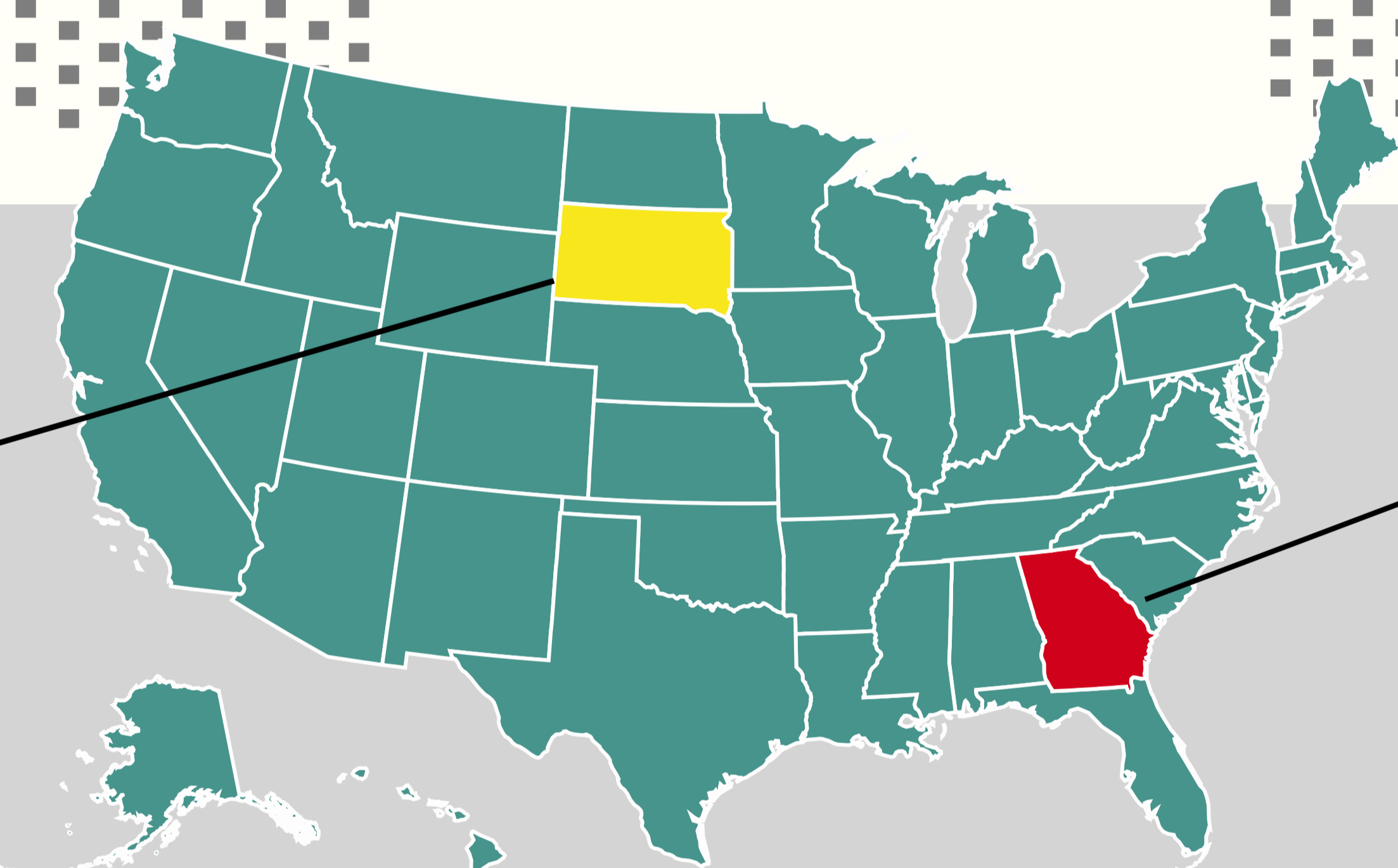
1473 Data Breaches in 2019 a 17% increase over 2018



The 30-39 year old demographic was the largest complainant to the FTC concerning Identity Theft with 31% of all complaints



SOUTH DAKOTA HAD LOWEST LEVEL OF IDENTITY THEFT COMPLAINTS ON A POPULATION ADJUSTED BASIS




GEORGIA HAD THE HIGHEST NUMBER OF IDENTITY THEFT COMPLAINTS ON A POPULATION ADJUSTED BASIS



The Capital One data breach was the largest of 2019 with over 100 million records exposed



Credit Card and Loan/Lease Fraud were the most common form of reported identity theft accounting for over 40% of all complaints



Medical identity theft services fraud increased by 101% in 2019

THE TAKE AWAY.....



Identity Theft continues to be an every day occurrence. The shift and trends in type of fraud are fastmoving as fraudsters become more sophisticated. We need to be vigilant and create good habits to keep ourselves safe. For more information and tips and help visit us at www.idresolution.net